

Campbell County School District


Second Grade




Teaching Effectively — Learning Successfully



The state of Wyoming provides Hathaway Merit and Need-Based Scholarships to all eligible Wyoming students attending the University of Wyoming or Wyoming community colleges.



CAMPBELL COUNTY
SCHOOL DISTRICT



The Summer Connection is published by Campbell County School District and distributed to students entering second grade.

The booklet consists of summer activities which reviews first grade skills such as letter names and sounds, numbers and numeral recognition, personal information, and language usage. These activities will appeal to children as fun while helping them to maintain and advance their academic skills. In addition, it is hoped that the family will find enjoyment in doing things together.

Parents are encouraged to help their child by providing direction, assistance, and a small collection of materials such as pencils, crayons, scissors, paste, and envelopes for storage of game parts.

Please note the three different colored sections of the booklet.

THE WHITE SECTION is of special interest to parents. Here you will find places of interest to visit and tips on working with your child. In addition, a suggested book list has been provided to assist parents in selecting books to read aloud to their children. RESEARCH INDICATES ONE OF THE GREATEST WAYS PARENTS CAN HELP THEIR CHILDREN IN SCHOOL IS TO READ ALOUD TO THEM FREQUENTLY.


THE GREEN SECTION is designed for use by the child with help and direction from an adult.

THE SECOND WHITE SECTION is of heavier paper and in most instances the pages are to be cut apart by the child and used as flash cards, game cards, etc.

How parents can help

Check this list of things parents can do to help their children learn:

- Read to your child.
- Listen to your child read.
- Play games with your child.
- Help your child get a library card from the public library nearest you. Encourage your child to go to the library as often as possible.
- Go to the library with your child. Help him or her pick out interesting books to read.
- Find out about activities for children that take place at your library.
- Talk to your child about subjects that are interesting to him or her.
- Listen to your child.
- Set aside a special "reading time." Let your child know that you look forward to and enjoy your time together.
- Give your child his or her own place to keep books.
- Write notes to your child.
- Help your child write letters and notes.
- Encourage your child to keep a scrapbook about a subject that interests him or her: stamps, dogs, birds, trucks, etc.
- Limit your child's television watching -- select certain shows to watch. Turn the television set on for the show and turn it off immediately after the show is over.
- Read and discuss your child's schoolwork.
- Provide materials such as crayons, art paper, and paints for creative projects.
- Give your child a calendar so he or she can write down special events and mark off each day.
- Help your child make a telephone directory with the names and phone numbers of his or her friends.
- Ask your child to add a sentence or two to letters you write to far-away relatives (Young children can dictate a sentence for you to write.)
- Give your child specific duties to perform on a regular basis at home.
- Let your child help you prepare dinner.
- Subscribe to a children's magazine (in the child's name).
- Bring books for your child to read in the car while he or she waits for you to run errands.
- Look up words in the dictionary with your child.
- Encourage your child to start a collection of rocks, stamps, etc.
- Encourage your child to show his or her schoolwork to your relatives and friends.
- When traveling, read road signs with your child. Discuss what they mean.
- Show your child how to use a yardstick, ruler, and tape measure for measuring objects around the house.
- Provide counting experiences for your child.
- Show your child how to count change.
- Give your child a special place (box, dish pan, etc.) to keep items he or she must take to school each morning. (This ends last-minute searching for library books, papers, bike keys, etc., all of which can cause your child to be late for school.)
- Show your child how to tell time.

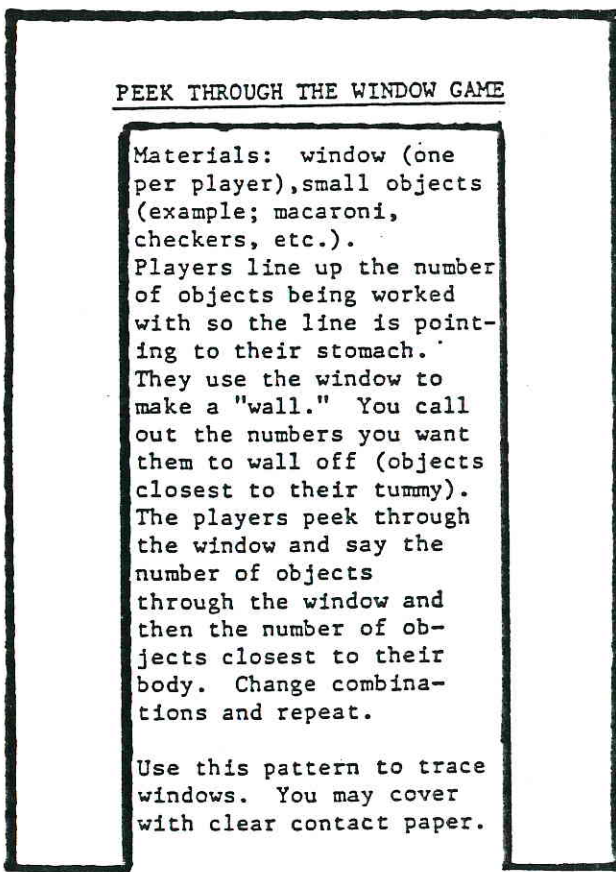
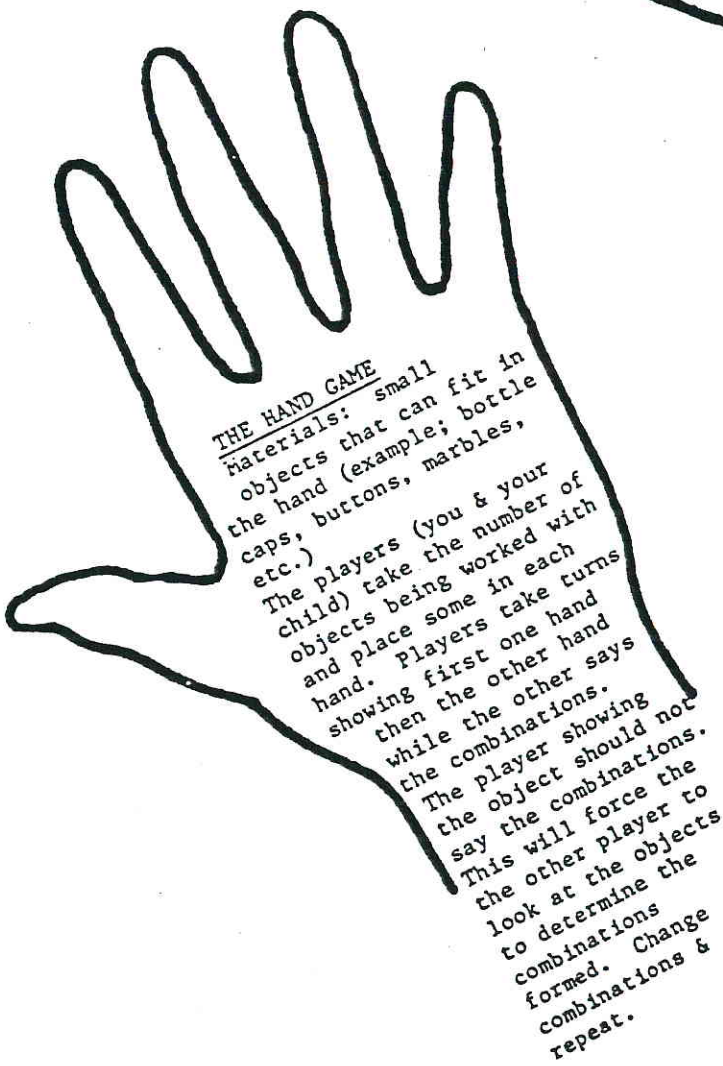
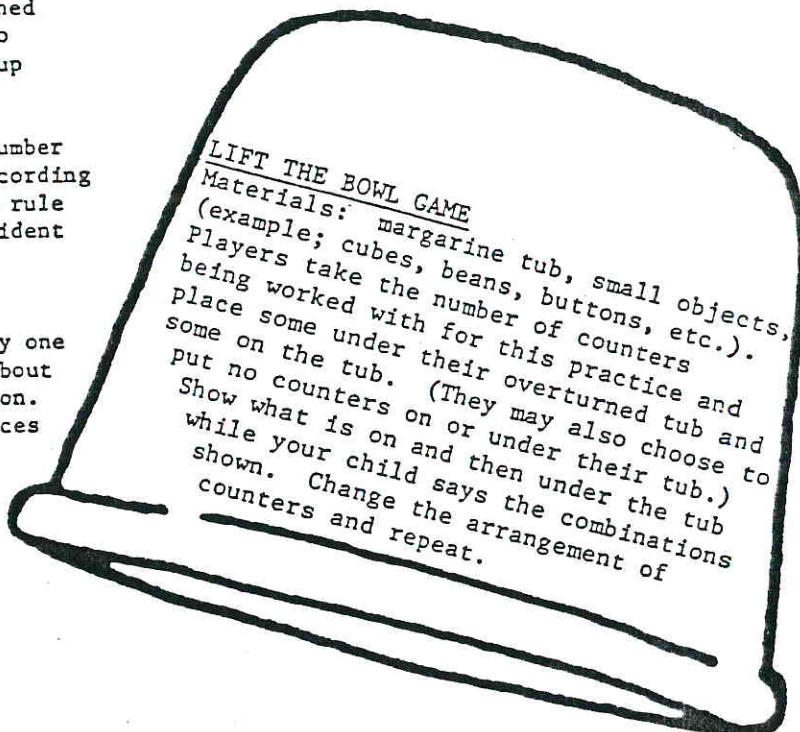


LEARNING NUMBER COMBINATIONS

The following three activities are designed to provide children many opportunities to learn the number combinations that make up any number from four to ten.

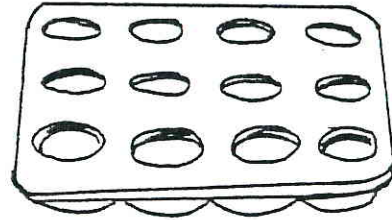
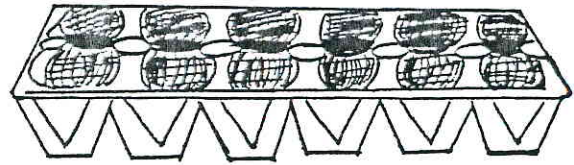
The amount of time that any particular number will need to be worked with will vary according to the needs of the individual child. A rule of thumb is that children should be confident with the combination of 4, 5, & 6 before working with the numbers 7, 8, 9, & 10.

During a practice session, work with only one number and play each game. Spend only about 5 minutes for all three games each session. Play with your child and keep the practices short, lively, and fun.



Patterns

Arrange objects like colored buttons or straws in a row in a simple pattern sequence such as 1 red, 1 blue, 1 yellow; 1 red, 1 blue, 1 yellow; etc. Ask your child to copy or match the arrangement. OR, use varied objects in a pattern sequence such as 2 straws, 1 stone, 3 buttons; 2 straws, 1 stone, 3 buttons; etc. OR, start a pattern sequence and see if your child can continue it such as 1 red, 2 blues, 3 yellows; 1 red, What comes next?



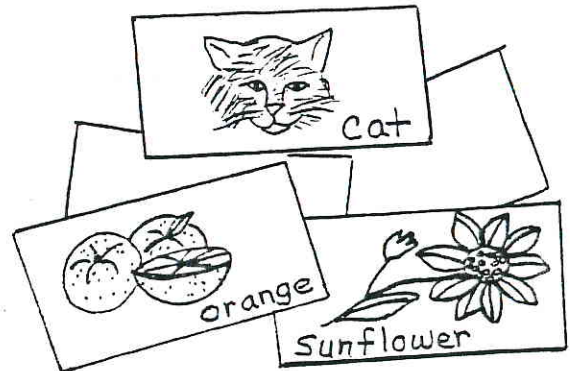
SORTING

Ask your child to sort buttons which you have collected, according to colors, into a muffin tin or egg carton. All the blues go together, all the whites go together, all the reds go together.

Other possible objects for sorting are marbles, candy, beads, dried beans, colored cereal or scraps of fabric. Your child could also sort objects by size--all the large buttons go together, all the small buttons go together, etc. When sorting by size you could also use nuts, bolts, washers, paper clips, etc.

Cut, Paste, Sort

Help your child cut out pictures of things he or she likes best, from magazines, greeting cards, coloring books, or newspapers. Paste the pictures on index cards--only one on each card. Print the name of the 'thing' on the card. Look at the pictures together--talk about them--how things are alike or different. Sort the pictures--all the animals in one pile, food in another, things that have wheels in another etc.

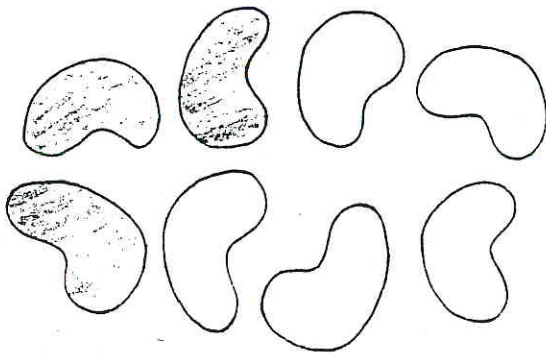


Beans

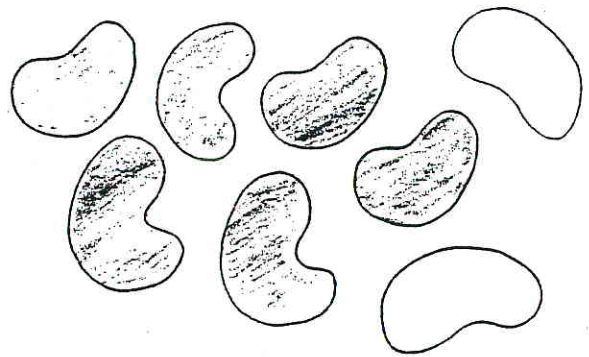
Lima beans are a great manipulative to use for reinforcement of addition and subtraction facts.

Buy a bag of lima beans. Spray paint one side of the beans. Let them dry.

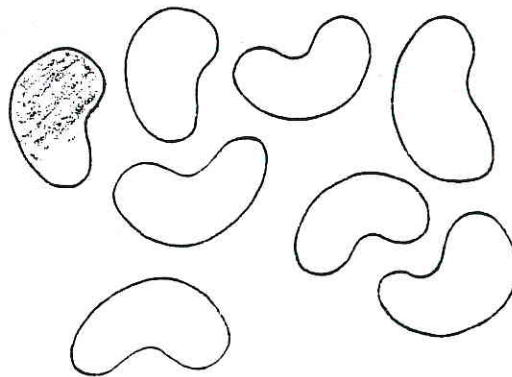
Work on one number at a time (like 8). The child tosses 8 beans and repeats the number combination.



The child says 3 and 5 make 8.



The child says 6 and 2 make 8.



The child says 8 take away 1 is 7.

In and Around Gillette and Wright

The Gillette, Wyoming, and South Dakota areas offer a variety of “things to see and do” or mini outings for the family or small group.

Campbell County Public Library

2101 4-J Road
682-3223

The library is open year round, Monday through Saturday. In addition to book selections, the library offers many programs for children during the summer. Contact the library for further information.

Wright Public Library

523 Latigo Drive
464-0500

Campbell County Rockpile Museum

Highway 14-15 – West Gillette
682-5723

The Rockpile Museum has a variety of pioneer and historical displays. It is open during the summer. Call for specific hours. Free admission.

Wright Museum

104 Ranch Ct.
464-1222

Campbell County Parks and Recreation Center

1000 S. Douglas Highway
Recreation Center: 682-8527 Swimming Pool: 682-5470

Open swimming and swimming lessons are offered throughout the year. Other programs designed for youth are available through the Recreation Center. Call for further information.

Wright Recreation Center

225 Wright Blvd.
464-0198

CAM-PLEX Park

Highway 14-16 East

This scenic park provides picnic areas, playground equipment, and a short nature walk.

Gillette Fishing Lake

This scenic park provides picnic areas, fishing, and playground equipment.

CAM-PLEX Heritage Center

1635 Reata Drive

682-0552

682-8802 – ticket information

Call for a current listing of their programs.

Coal Mine Tours

Call the Chamber of Commerce at 682-3673 to set up an appointment to tour some of the coal mines around the area.

Greenhouses/Nurseries

Other areas of interest around the Gillette area:

Devil's Tower

Crook County Museum

Sundance, Wyoming

Jim Gatchell Museum

Big Horn Wildlife Museum

Buffalo, Wyoming

Yellowstone National Park

Bear Country U.S.A.

Caves

Reptile Gardens




Marine Life

Storybook Island






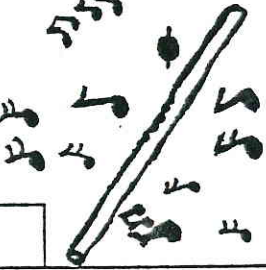


Dinosaur Museum

Mount Rushmore




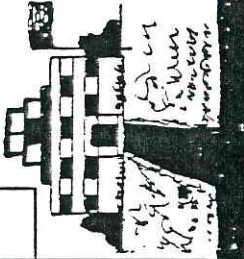
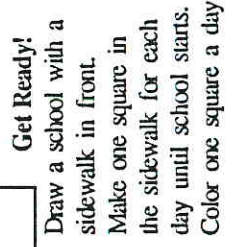


JUNE

<p>It's June</p> <p>Finish this verse, June's the month with lots of sun, I've got more time to _____ and _____.</p>	<p>National Rose Month</p> <p>Find a rose. Write about it. Use your five senses to describe this lovely flower.</p>	<p>Family Day</p> <p>Plan a family picnic in your backyard. Make sandwiches. Spread a blanket.</p>	<p>Teacher Thank-you Week</p> <p>List five things a teacher taught you. Write the teacher a thank-you note.</p>	<p>Environment</p> <p>Do your share. Pick up five pieces of litter today.</p>	<p>Problem Solving</p> <p>You promised to feed your pet and didn't.</p>	<p>Numbers</p> <p>Correctly number the calendar for June.</p>
<p>Think!</p> <p>7 worms, 2 birds and 3 cats have how many legs?</p>	<p>Quack! Quack!</p> <p>Donald Duck's birthday is June 9. Draw a comic strip on that day.</p>	<p>Happy Birthday</p> <p>George Bush's birthday is June 11. He will be 67. How old was he 11 years ago.</p>	<p>Wear This!</p> <p>Trace around your foot. Design the perfect shoe for summer.</p>	<p>Flag Day</p> <p>Flag Day is celebrated on June 14. Draw an American flag on that day.</p>	<p>Make a Shuttle</p> <ol style="list-style-type: none"> 1. Cut this shape from white paper. 2. Decorate. Cut slits 3. Insert paper towel tube through slits. 	
<p>Father's Day</p> <p>Father's Day is the third Sunday.</p> <ol style="list-style-type: none"> 1. Cut out two circles. 2. On one, complete this sentence: 	<p>My dad is super because _____.</p> <ol style="list-style-type: none"> 3. Write Super Pop on the other. 4. Glue circles back-to-back with a 	<p>stick in between.</p> 	<p>Sunny Words</p> <p>Think of words that begin with sun. Try to list five. Example: sunburn</p>	<p>Story Titles</p> <p>A Special Day for Dad</p>	<p>Story Starts</p> <p>Sometime I'm going to . . .</p>	<p>Busy Ants</p> <p>Find some ants. Feed them tiny bread crumbs.</p>
<p>Make "Gorp"</p> <p>Mix raisins, peanuts, dry cereal, sunflower seeds, and pretzels. Share some with a friend.</p>	<p>Tongue Twister</p> <p>Say this five times as fast as you can. <i>A skunk sat on a stump.</i></p>	<p>Summer Reading</p> <p>Join your library's summer reading club. Try to read one book a week.</p>	<p>Counting</p> <p>Count to 100.</p>	<p>Color</p> <p>Color the boxes with dates between the eighth and twelfth of June.</p>	<p>Problem Solving</p> <p>Someone said that you did something wrong that you didn't do.</p>	<p>First Day of Summer</p> <p>1st day of summer is June 21. Write a letter to a relative. Tell about your plans for summer.</p>
<p>Birthday!</p> <p>Eric Carle's birthday is June 25. He wrote <u>The Very Hungry Caterpillar</u>. Use an egg carton to make a caterpillar.</p>		<p>Color</p> <p>Outline in purple the last Monday of the month.</p>	<p>Library</p> <p>Go to the library. Check out a record or a story on tape.</p>	<p>Sounds</p> <p>Find 10 items in your home that start with J.</p>	<p>Auditory</p> <p>Take an evening walk. Listen for different outdoor sounds.</p>	<p>Story Starters</p> <p>The phone rang, it was . . .</p>

JULY

<p>Summer Fun</p> <p>Summer is a lot of fun, I'm chasing rainbows in the sun. And running here and playing there. Summer fun is everywhere.</p>			<p>Independence Day</p> <p>This day is celebrated on July 4th with picnics, parades, and fireworks.</p>	 <p>Write about what you did on the 4th of July.</p>	<p>Birthday!</p> <p>Beatrix Potter's birthday is July 6. Find one of this author's books in the library. Read it to a friend or have a friend read to you.</p>	<p>Numbers</p> <p>Correctly number the calendar for July.</p>
<p>"New States"</p> <p>Look at a United States map. There are four states that have New in their name. New Jersey is one; write others.</p>	<p>Animal Watching</p> <p>Watch an animal. Write three sentences about what you saw.</p>	<p>Sports</p> <p>There's a lot of time during vacation to play sports. Write directions that explain how to play your favorite sport.</p>	<p>Birthday!</p> <p>Bill Cosby's birthday is July 12. He is an actor. Read a book with a friend. Act out a scene from the book.</p>		<p>Story Titles</p> <p>The Cereal That Wouldn't Come Out.</p>	<p>Counting</p> <p>Find the date that is the middle of the month. Outline that box in red.</p>
<p>Fruity Colors</p> <p>A peach is a fruit. Peach is also the name of a color. Write the name of another fruit that is also a color.</p>	<p>Ice Cream Day</p> <p>Nat'l Ice Cream Day is July 15. Think of a new flavor of ice cream. Write a description of it.</p>	<p>Apollo 11</p> <p>On July 16 in 1969 Apollo 11 blasted off. Four days later Neil Armstrong was the first man to walk on the moon.</p>	 <p>Write the date he did so.</p>	<p>Walk and Talk</p> <p>Take a walk with your mom or dad.</p>	<p>Summer Picnic</p> <p>Pretend you are going on a picnic. Write what you would like to do on your picnic.</p>	<p>School Days</p> <p>Count the days left before school begins.</p>
<p>Anniversary!</p> <p>The legend says that on July 22 Pied Piper rid a town of rats. Write what you'd like to get rid of and why.</p>		<p>Birthday!</p> <p>Amelia Earhart's birthday is on July 24. She was the first woman to fly solo across the Ocean. Find solo in a dictionary. Write the definition.</p>	<p>Story Starters</p> <p>Pop! The scoop of ice cream fell off the cone and . . .</p>	<p>Blueberries</p> <p>Write a list of three foods that have blueberries in them.</p>	<p>Cooking</p> <p>Let your child invite a friend to dinner. Have your child plan and help make the meal.</p>	<p>Sounds</p> <p>Find and name 10 items in your home that begin with L.</p>
<p>Anniversary!</p> <p>Kennedy Int'l Airport's anniversary is July 31. It's New York's largest airport. Draw five things found at an airport.</p>		<p>Counting</p> <p>On the last Wednesday, write the total number of Wednesdays in this month.</p>	<p>Animal Races</p> <ol style="list-style-type: none"> 1. Make animals from paper plates and paper scraps. 2. Make a hole in the middle of each plate and thread yarn through it. 	<ol style="list-style-type: none"> 3. Tie one end of the yarn to a table leg. 4. Have an animal race with a friend. Wiggle the yarn to make animals move. 		<p>Sequence</p> <p>Plan a real or imaginary trip. Tell what to do first, second, etc. to plan your trip.</p>

AUGUST

<p>Chinese Proverb "A book is like a garden carried in the pocket." Paint a picture of a scene from the best book you have read.</p>	<p>From the Garden Make a list of five crunchy vegetables.</p>	<p>My Best Make a pocket-sized book with samples of your best handwriting.</p>	<p>Summer Garden Write a short poem about your favorite vegetable.</p>	<p>Numbers Correctly number the calendar for August.</p>	<p>Holiday! Invent your own August holiday. Make it the first Sunday of the month. Write its name on that day.</p>	<p>Sounds Plan a barbecue and eat some item that begins with "b".</p>
<p>Family Time Ask someone in your family to read you a story today.</p>	<p>Smile! What color is happiness? Write why you think it is that color.</p>	<p>First Photo of Earth From Space Space was August 7, 1959. What would you pack for a trip into space? Make a list.</p>	 <p>Summer List three things you like to think about.</p>	<p>Twinkle List four things that twinkle and shine.</p> 	 <p>The Perseids Look for shooting stars tonight. Write three wishes: one for yourself, one for someone else, and one for the earth.</p>	<p>Writing On each Monday, write the name of a different activity you enjoy doing in August.</p>
<p>Good News Read or watch the news today. Tell someone a piece of good news.</p>	<p>Left-handers' Day is August 13. This is just for fun, practice writing your name with your left hand. If you are left-handed, use your right hand.</p>	<p>Birthdays! Magic Johnson's birthday is August 14. If you could have any name you wanted, what would it be. Write it on a name tag.</p>	<p>Get Ready! Draw a school with a sidewalk in front. Make one square in the sidewalk for each day until school starts. Color one square a day.</p>	<p>Birthdays! Davy Crockett's birthday is August 17. He was a famous frontier scout. Draw a make-believe map for him.</p>	<p>Summer Day How do you know when you have had a good day? Write your answer.</p>	<p>Color Color orange all Fridays whose dates are even numbers.</p>
<p>Story Starters My favorite holiday is . . .</p>	<p>Growing How old will you be at the turn of the century? To find out, subtract the year you were born from 2000.</p>	 <p>Friendship Make a friendship chain for someone. Cut three strips. Write a compliment on each. Loop the strips together.</p>	 <p>Mystery Ten is the answer. Write the question.</p>	<p>Puzzle Cut out six squares. Arrange them in the shape of a rectangle. How many different rectangles can you make with all six?</p>	 <p>Birthdays! Marta Montessorri's birthday is August 31 (1870-1952) Dr. Montessorri was a teacher. What makes a good teacher? Write about it.</p>	<p>Story Starters For me, summer is . . .</p>
<p>Women's Equality Day On August 26 in 1920 women gained the right to vote. Ask five people to vote for their favorite TV show.</p>	<p>Birthdays! Mother Teresa's birthday is August 27. She said, "Smile at each other, make time for each other in your family." Draw your family.</p>					

Name _____

Mary

Practice your name.

Todd


Handwriting practice lines consisting of solid top and bottom lines with a dashed midline for letter height guidance. There are 10 sets of these lines provided for practice.

A baby dog is a...


PUPPY! A puppy will

never tell your secrets -
what a good friend!


- 1 Start your puppy with a circle for the head.




- 2 Draw a sausage shape for the neck and body.



- 3 Then add soft floppy ears and a short pointed tail. Draw 2 legs with 3 big toes on each paw.



- 4 Next draw the eyes, a big black nose and a wide puppy mouth. Don't forget the tongue!





Draw your puppy here.

A baby duck is a...


DUCKLING

A duckling is born with soft feathers and wide-open eyes.

- 1 Start your duckling with a circle. This is the head.




- a Add the body. It has a skinny neck, a round stomach, and a pointed tail.



- 3 Now add an eye, a beak and a wing.


- 4 Give your duckling feathers by drawing short little lines all around the head, body and wing. Finally, draw wavy lines for water.



Draw your duck here.

A baby horse is a...

FOAL This baby horse is at first, wobbly on its long legs. But before long, the foal learns to trot... gallop... and run!



1 Draw a shape like a pear for the foal's head.













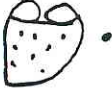






2 Draw a long neck and an oval for the body.

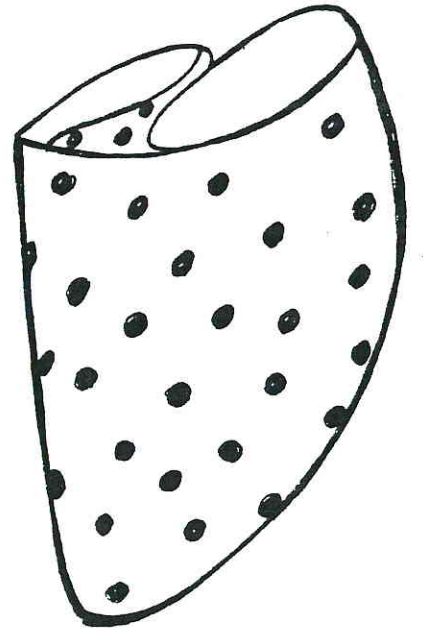

3 Add ears to the top of the head. Make the legs long and skinny.

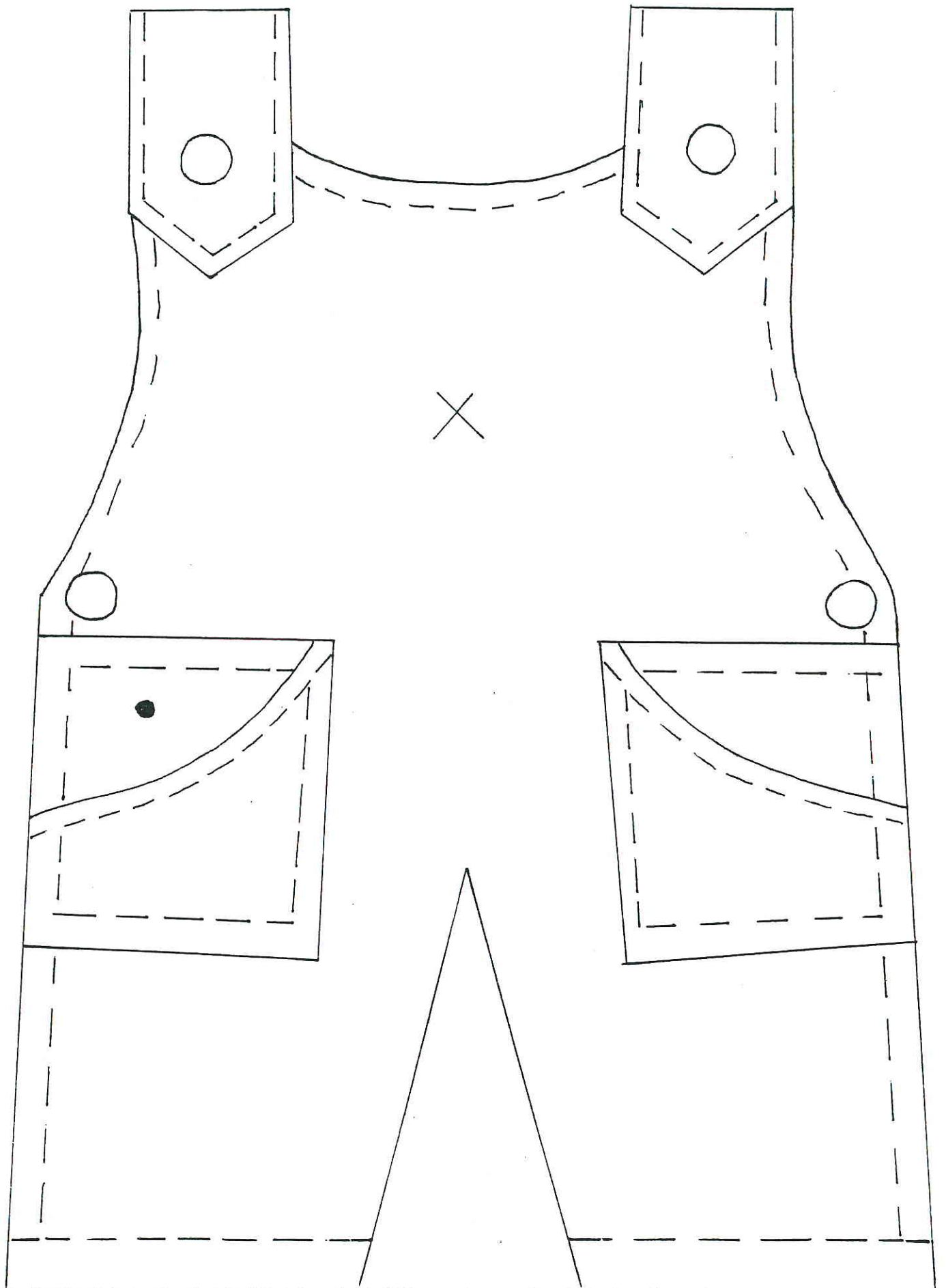
4 Draw short lines down the neck for the mane, and longer lines for the tail. Finally, finish with one dot for the eyes, one dot for the nose, and a smile.

Draw your foal here.

ORVILLE'S OVERALLS

1.  the  blue.
2.  the  green.
3.  the rest of the  and the  red.
4.  the rest of the  blue.
5.  out the , , and .
6.  the  to the X on the .
7.  the  to the • on the .

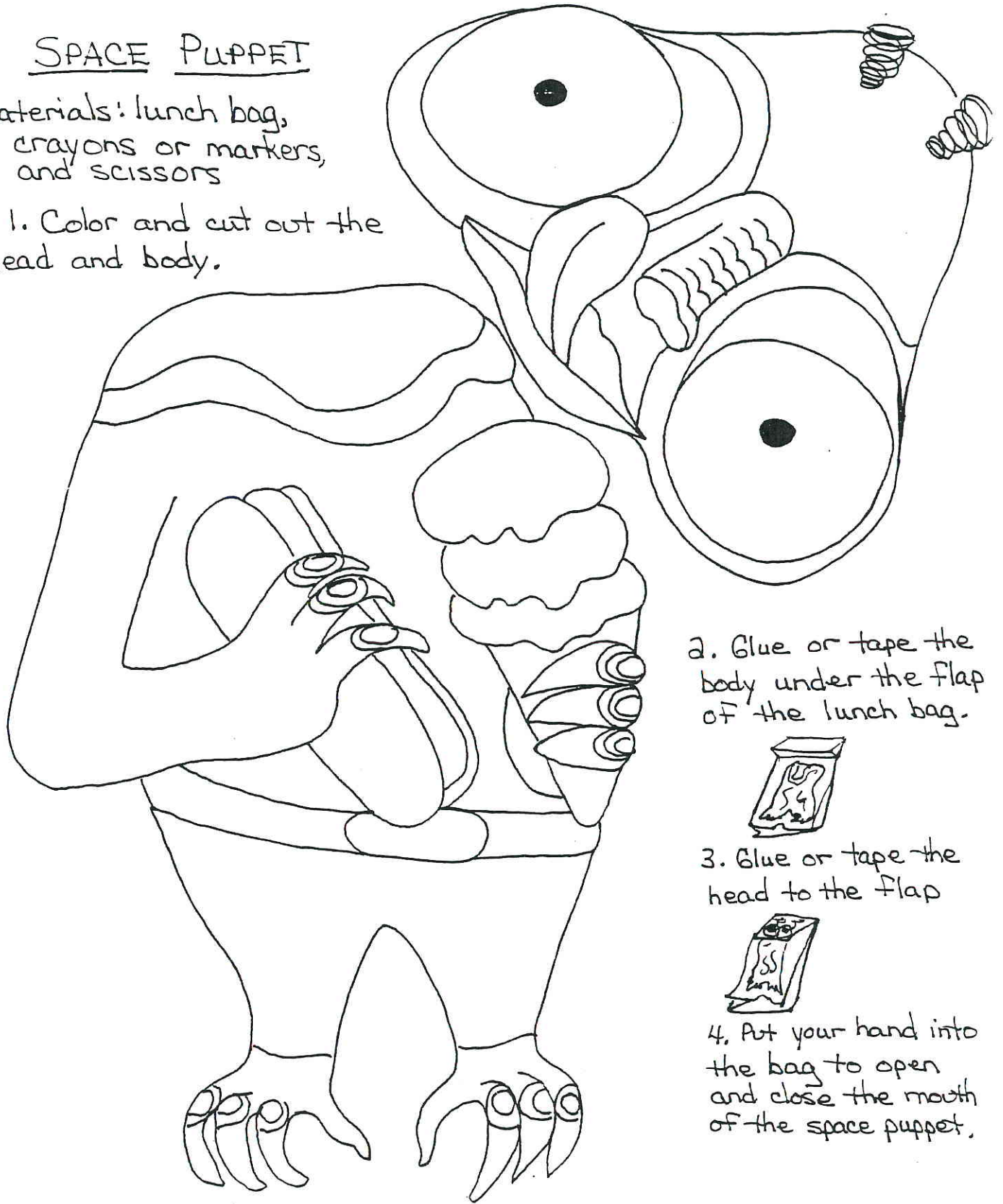




SPACE PUPPET

Materials: lunch bag,
crayons or markers,
and scissors

1. Color and cut out the
head and body.



2. Glue or tape the
body under the flap
of the lunch bag.



3. Glue or tape the
head to the flap




4. Put your hand into
the bag to open
and close the mouth
of the space puppet.

Now, write a story about your space creature.

Name _____

Make a space lab. Follow the directions.



The Space Laboratory

You will need:

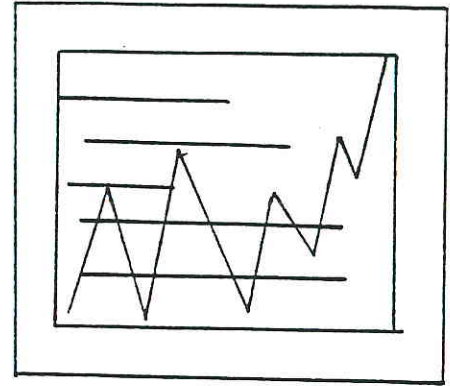
- | | | |
|----------------------|-----------------|-----------|
| 1 shoe box | aluminum foil | glue |
| 1 large spool | 2 pipe cleaners | cardboard |
| felt pens or crayons | | |

Directions:

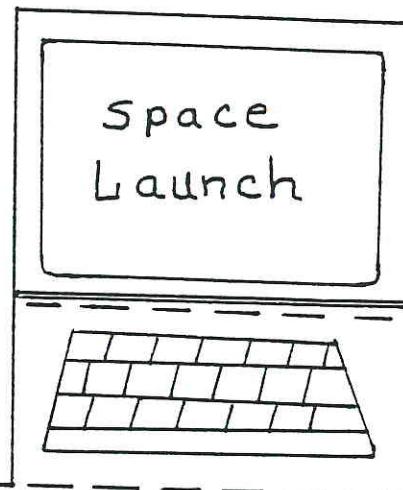
1. Cover the shoe box with aluminum foil and glue in place. Turn the box on its side.
2. Glue the mouse and the stand onto the cardboard. Cut out. Fold stand on the dotted line. Glue to back of mouse. Put mouse in shoe box lab.
3. Color, cut, and fold computer. Color and cut graph. Glue to back wall of space lab.
4. Use the spool to make the robot: Bend a pipe cleaner in half. Stick it into the top of the spool. Glue a short piece of pipe cleaner to each side of spool for arms. Draw a face on the spool with a felt pen or a crayon. Put the robot in the lab.
5. Make any other things you wish for your space lab.



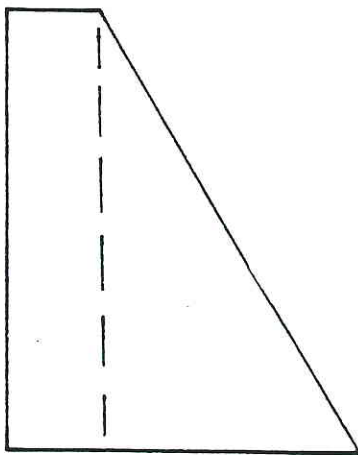
space mouse



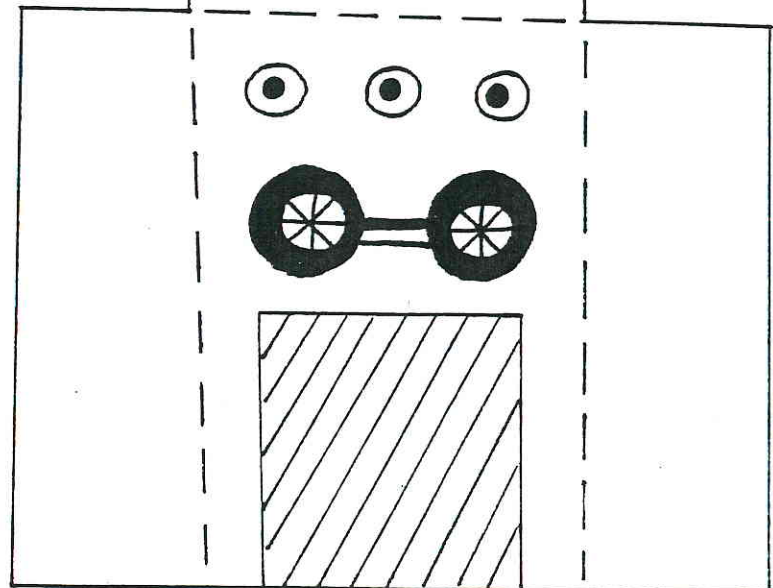
Graph



Computer



stand for
mouse



Name _____

1	2	3	4	5	6	7	8	9	10
11	12	13	14	15	16	17	18	19	20
21	22	23	24	25	26	27	28	29	30
31	32	33	34	35	36	37	38	39	40
41	42	43	44	45	46	47	48	49	50
51	52	53	54	55	56	57	58	59	60
61	62	63	64	65	66	67	68	69	70
71	72	73	74	75	76	77	78	79	80
81	82	83	84	85	86	87	88	89	90
91	92	93	94	95	96	97	98	99	100

Color the even numbers red.

Name _____

1			4			7			10
---	--	--	---	--	--	---	--	--	----

		3			6			9	
11			14				18		20

		23				27			
				35					40

1				5			8		
		13			16				
21			24				28		30
	32					37		39	
41				45					50

Name _____

51			54			57			60
----	--	--	----	--	--	----	--	--	----

51				55				59	
	62				66				70

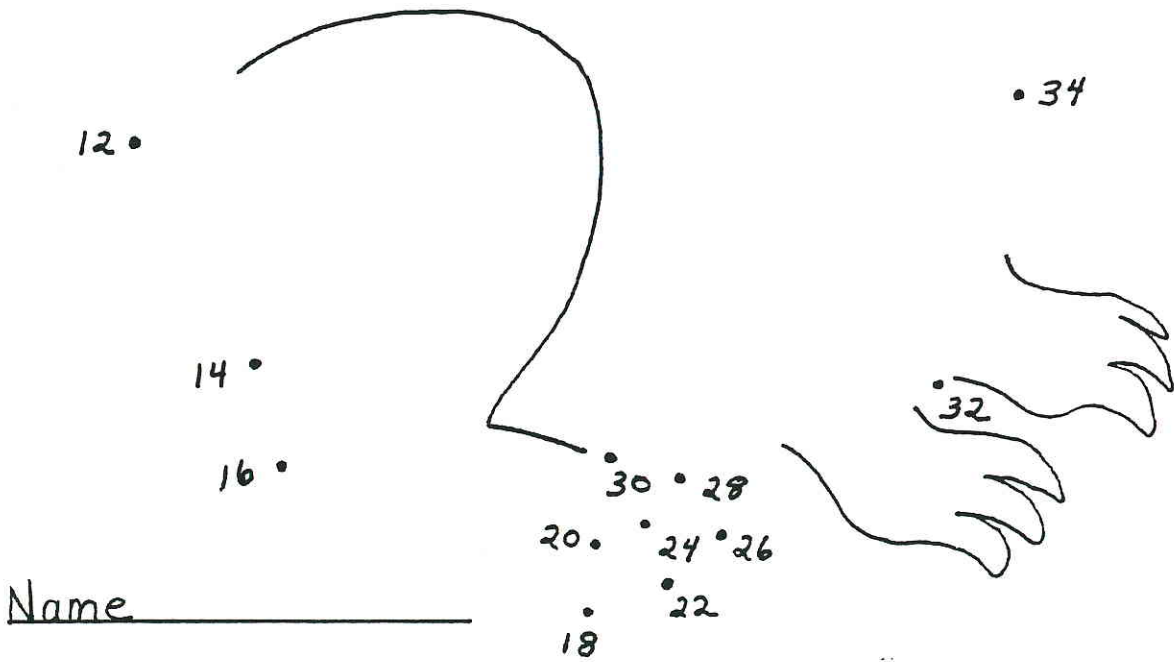

61		63					68		
	72		74			77			80

51		53			56				
			64			67			
	72			75			78		80

Name _____


Write your numbers from 1 to 100.

Counting By Twos




Name _____

Name _____



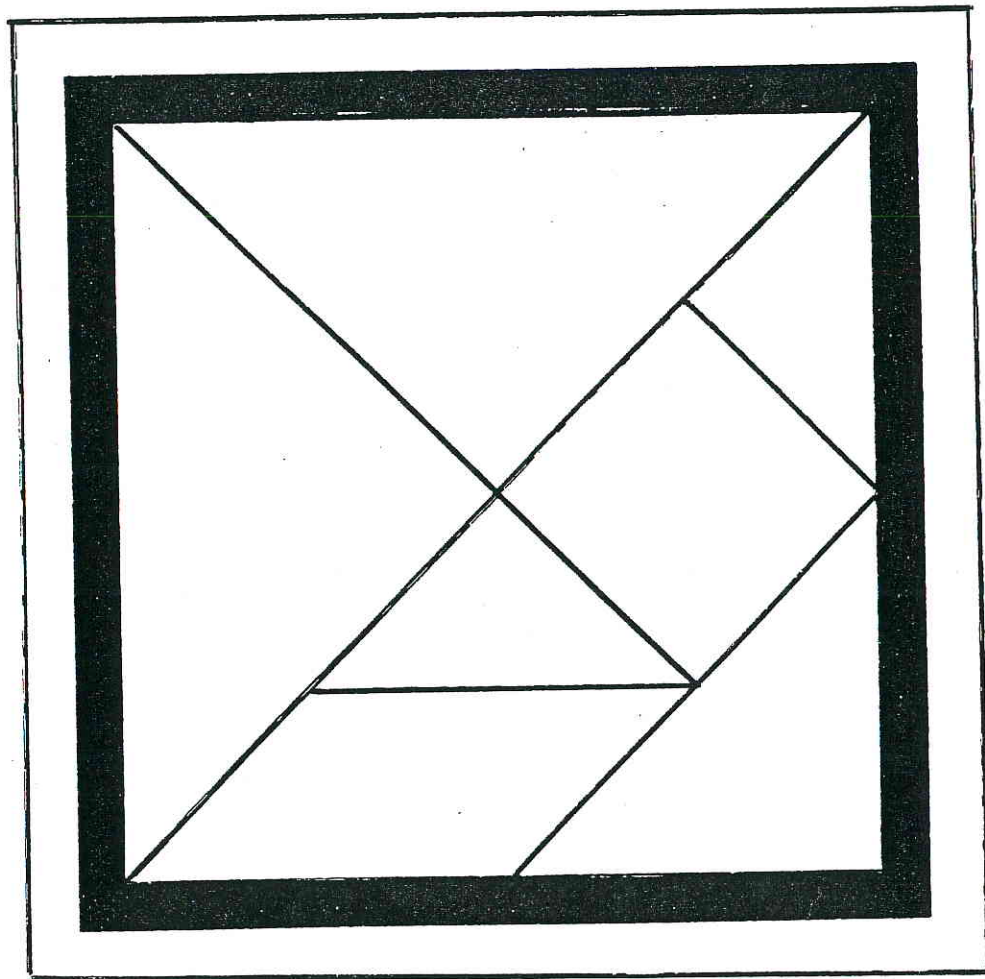
Counting
By Fives

The Indian Tanagram



You'll find the tangrams in the cardstock section.


Tanagram pieces for the Indian.
Cut these pieces out and try to fit
them together on the Indian page.




Cut apart.	Practice reading them.	Can you put them in order?
Monday	Tuesday	August
Wednesday	Thursday	October
Friday	Saturday	December
Sunday	January	September
February	March	November
April	May	
June	July	

Cut apart and use to make addition and subtraction number sentences.


0	1	2	3	4	5
6	7	8	9	0	1
2	3	4	5	6	7
8	9	0	1	2	3
4	5	6	7	8	9
0	1	2	3	4	5
6	7	8	9	0	0
+	-	=	+	-	=



Use the coins to practice counting money



YOU SHOULD BE PROUD!



It's a real accomplishment!

Name



**YOU'RE THE
GREATEST!**

To _____

For _____

Name

**YOU'RE
TERRIFIC!**

To _____



For _____

Name

